

BASIC 6[®]

Conquer extreme temperatures and stagnant air with the economical Basic 6. Its durable design and smooth, powerful performance keep challenging work conditions from holding your business down. Backed by Big Ass Fans' world-class customer support and in-field services, Basic 6 is your best entry-level option for airflow that sets your people up for success.



KEY FEATURES

- ▶ **Six aluminum airfoils** with winglets and safety restraints
- ▶ **Sealed helical gearbox** and industrial motor for smooth, durable operation
- ▶ **Machine-cut hub system** evenly distributes load and promotes long life
- ▶ **Redundant safety features** keep workers cool without worry
- ▶ **Variable speed operation** with convenient digital touchscreen controller
- ▶ **Wide airflow coverage** improves existing HVAC efficiency

DIAMETER

8-24 FEET
(2.4-7.3 METERS)

MOTOR

INDUSTRIAL GRADE
WITH DOUBLE
LIP-SEALED GEARBOX

MOUNTING

I-BEAMS, BAR JOISTS,
SOLID BEAMS, AND PURLINS

WARRANTY

UP TO
7 YEARS
MECHANICAL

UP TO
3 YEARS
ELECTRICAL

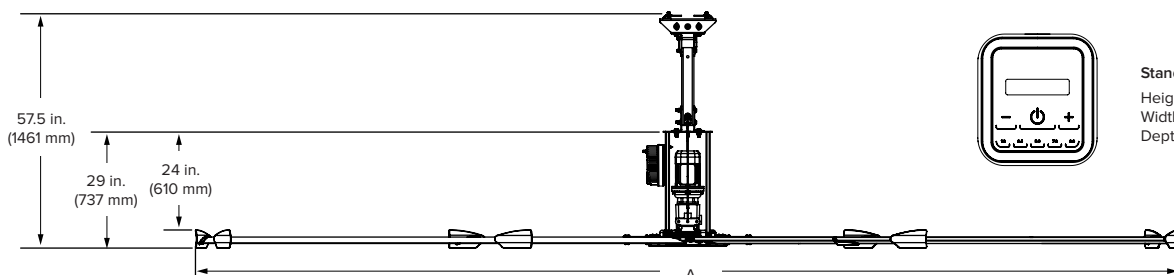



BIG ASS FANS[®]

EXCEPTIONALLY
ENGINEERED

BASIC 6

MADE TO MOVE AIR, PLAIN AND SIMPLE




Standard Controller
 Height: 4.86 in. (123 mm)
 Width: 4.54 in. (115 mm)
 Depth: 1.3 in. (29 mm)

Pictured with 2 ft (610 mm) extension tube

Technical Specifications

Diameter (A)	Weight ¹	Max Speed	Input Power and Required Breaker	Motor Horsepower	Airfoil Clearances	Max Operating Temperature
8 ft (2.4 m)	124 lb (56.2 kg)	191 RPM	100–125 VAC, 50/60 Hz, 1 Φ, 15 A 200–240 VAC, 50/60 Hz, 1 Φ, 15 A 400–480 VAC, 50/60 Hz, 3 Φ, 10 A 575–600 VAC, 50/60 Hz, 3 Φ, 10 A	1.0 hp (0.75 kW)	2 ft (0.6 m) on sides 4 ft (1.2 m) below ceiling	104°F (40°C)
10 ft (3 m)	135 lb (61.2 kg)	148 RPM				
12 ft (3.6 m)	185 lb (83.9 kg)	135 RPM	200–240 VAC, 50/60 Hz, 1 Φ, 25 A 400–480 VAC, 50/60 Hz, 3 Φ, 10 A 575–600 VAC, 50/60 Hz, 3 Φ, 10 A	1.5 hp (1.1 kW)	2 ft (0.6 m) on sides 5 ft (1.5 m) below ceiling	
14 ft (4.3 m)	192 lb (87.1 kg)	110 RPM				
16 ft (4.9 m)	204 lb (92.5 kg)	98 RPM		2.0 hp (1.5 kW)	2 ft (0.6 m) on sides 6 ft (1.8 m) below ceiling	
18 ft (5.5 m)	210 lb (95.2 kg)	86 RPM				
20 ft (6.1 m)	217 lb (98.4 kg)	76 RPM			2 ft (0.6 m) on sides 7 ft (2.1 m) below ceiling	
24 ft (7.3 m)	231 lb (104.8 kg)	61 RPM				

Construction Features

Airfoils	Motor and Drive ³	Certifications	Mounting	Multi-Point Safety ⁴	Colors
Six patented Powerfoil airfoils (mill finish) Powerfoil winglets eliminate wind noise (BAF yellow)	Industrial-grade motor and gearbox feature inline helical-cut gears for efficient, durable, and reliable operation; lubricated for life with synthetic oil Onboard NEMA 4X VFD eliminates RFI and EMI noise	 UL Standard 507 and CSA Standard 22.2 No. 113	Standard upper mount installs to I-beams and bar joists Extension tubes available in 2, 5, or 10 ft (0.6, 1.5, or 3 m) lengths Optional kits allow for mounting to solid beams and purlins	Double safety cable system, airfoil retainers, hub safety clips, Grade 8 hardware, fire relay, guy wires, and airfoil restraint system	Standard colors are silver and yellow. Individualize your fan with one of our classic color upgrades, or work with our design consultants to create a shade that's all your own.

Standard Controller

Construction	Controls
Made from durable UV-resistant materials Rated IP55 Intuitive touchscreen interface	On/Off and variable speed control Password protection Powered by fan drive

Standard Controller



¹ Weight does not include mount or extension tube.
² Measure the distance from the tip of the winglet to the ceiling or major obstruction.
³ The VFD is not preinstalled on the fan. Mounting the VFD onboard the fan requires field installation.
⁴ Airfoil restraint system comes standard on 20–24 ft (6–7.3 m) fans and is an option for smaller diameter fans. The fire relay must be wired during install if required by local code. Guy wires are included with fans that have extension tubes 4 ft (1.2 m) or longer.

Lead times may vary.
 See full warranty for coverage information.